

Section 13

Chassis Equipment

Jockey Wheels & Stands

U Bolts

Jockey Wheel Receivers

Brake Kits

Bearings

Axles

Springs

Adjustable Legs

Permanent Fixed Steps

Ladders

Jerry Can Holders

Jerry Cans

Spare Wheel Mounts

Couplings



Safety 800 Jockey Wheel with Integrated Ball Weight Scale



800lb. jockey wheel
Safe and simple to operate
Measures tongue weight between 200 and 800lbs
Lock and Go Collar

**ITS A JOCKEY WHEEL, ITS A SCALE
ITS A TRAILERING SOLUTION**

Safety 800 - 9005

AL-KO



6" Jockey Wheel

265mm standard wheel
400kg max static load capacity
150mm solid rubber wheel
Zinc plated
Adjustable height:
min: 507mm, Max: 772mm,
Extension:
(Bracket Sold Separately)

Jockey Wheel - 6" - 9010

AL-KO

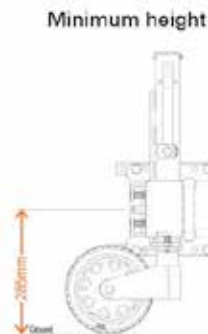


Jockey Wheel 6" Swing Up

Jockey wheel with 150mm (6") standard wheel and locking swivel U-bolt bracket.

Jockey Wheel - 6" Swing Up - 9012

ARK
INNOVATION. NOT IMITATION.



- Increases load carrying capacity and eliminates the likelihood of "bend" under weight
- Heavy duty swivel clamp
 - 4 bolt pivot point ensures no more bowing under weight
 - Suitable for 50mm, 75mm, 100mm, and 150mm drawbars
- Comes with mounting hardware – no more welding onto drawbars
- 4 x adjustable height positions
- 250mm height adjustability at each of the 4 positions, whilst maintaining a central swivel point for extra strength
- Variable yoke lock
- Allows you to lock the yoke in 1 of 5 positions when the jockey wheel is stowed, to allow for clearance of stone guards, toolboxes, jerry can holders etc

XO Series Jockey Wheel 500KG BLACK - 9014
XO Series Jockey Wheel 500KG SILVER - 9014S

ARK
INNOVATION. NOT IMITATION.

XO Series Jockey Wheel 750KG



- Heavy duty body with 750kg rating
- Increases load carrying capacity and eliminates the likelihood of bend under weight
- Heavy duty swivel clamp
- 4 bolt pivot point ensures no more bowing under weight
- Suitable for 75mm, 100mm, 130mm and 150mm drawbars
- Comes with mounting hardware. No more welding onto drawbars
- 4 x adjustable height positions
- 250mm height adjustability at each of the 4 positions, whilst maintaining a central swivel point for extra strength

XO Series Jockey Wheel 750KG BLACK - 9013
XO Series Jockey Wheel 750KG SILVER - 9013S

XO Series Jockey Wheel 500KG

ALKO

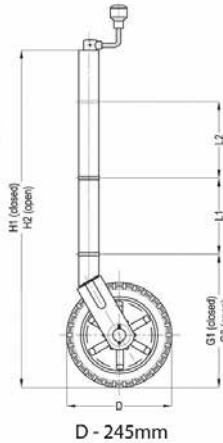
Power Mover with Solid Wheel

With solid wheel. Ideal for caravans. The power wheel is a very efficient way of moving your caravan or boat around. It lifts to a height of 840mm. Best on the market. Features

- 10" Solid Rubber Wheel
- Raises to height of 840mm
- Static capacity 350kg
- Dynamic capacity 150kg
- Weight: 14.5kg
- Emergency stop feature



H1 - 625mm
H2 - 875mm



L2 - 85mm
L1 - 85mm
G1 - 335mm
G2 - 585mm

Alko Power Mover - 9019

12 Volt Motorized Power Wheel

RATED 2268KG LOAD



FEATURES:

- Button Controlled Handle for easy trailer maneuvering
- Automatic Brake Function-quickly attaches to most trailer tongues
- Heavy-Duty 8" Solid Rubber Wheel. Trouble-free rust resistant powder coat finish
- Forward and Reverse

Specifications:

12V DC Battery Drive
Max Jack Load: 600lb / 272kg

12 Volt Motorised Power Wheel - 9020

Motorised Electric Caravan Mini Mover Jockey Wheel GEN2 12v 550W



Capable of moving up to 2722kg's (6000lbs), and at a max incline of 7 degrees, the Mini Mover is perfect for moving heavy trailers, boats, caravans, campers, and horse floats.

Thanks to its automatic braking system and reliable stopping power, the Mini Mover ensures you are safe from untimely incidents.

Mini Mover Motorised Electric Jockey Wheel - 9022

BLACK JACK™
TRAILER JACK

Black Jack™ Trailer Jack Electric Powered Caravan and Trailer Jack

Electric powered Caravan and Trailer Jack

Eliminates the often strenuous task of manually winding the jockey wheel up and down to hitch and un-hitch a trailer or caravan. You will wonder why you did not get one sooner!

Comes complete with the all weather cover and the patented Black Jack Clamp so it fits any trailer A-Frame

For easier and faster deployment or retraction the Black Jack™ includes the Black Jack™ Folding Foot providing no more bending down to adjust the foot extension height position. Also included is the Black Jack™ Foot Pad giving improved stability on soft or unstable surfaces.

For easy installation, all Black Jacks are pre-wired to an Andersen plug.

1600kg Lifting Capacity



Black Jack™ Trailer Jack Electric Powered Caravan and Trailer Jack - 9023



Hydraulic jockey wheel that converts in to a jack when you need it. You simply swap the wheel for a solid base plate

- Capability - WLL 1,000kg / ATM 2,900kg
- Versatility - Easily converts from a jockey wheel to a jack
- Ease of Use - Being hydraulic it takes very little effort to operate
- Safety - Fully complies with the Australian mandatory safety standards (2693:2007)

Trail-A-Mate Anti Theft Lock



This Anti theft device protects your expensive jockey wheels such as Trail-a-Mate or any jockey wheel from being stolen.

Features:
Converts a standard jockey wheel clamp into a lockable clamp

Trail-A-Mate - 9026
Trail-A-Mate Anti Theft Lock 9025



Trail-A-Mate II

Trail-A-Mate MkII is a hydraulic caravan jack designed to lift larger and heavier caravans than our original Trail-A-Mate Jockey Wheel Jack

Capability - WLL 1,500kg / ATM 3,500kg

- Ease of Use - Being hydraulic it takes very little effort to operate
- Safety - Fully complies with the Australian mandatory safety standards (2693:2007)

Trail-A-Mate II - 9027
60mm Bracket - 9028
Trail-A-Mate wheel Brace Only - 9092



8" Jockey Wheel



Jockey wheel with 200mm (8") steel rimmed rubber wheel.
(Bracket Sold Separately)

Jockey Wheel - 8" - 9030



Jockey Stands



Jockey Stand side winder, with locking swivel U-bolt bracket. 350kg load capacity - extension 250mm

Jockey Stands Weld On - 9042



8" Jockey Wheel- Swing Up



3 bolt locking pin swivel bracket
Zinc plated
400kg capacity

Jockey Wheel - 8" Swing Up - 9035



Jockey Wheel - 10"



Jockey wheel with 255mm (10") pneumatic wheel.

With solid wheel - 9048

Dual Power Wheel



This is the ultimate power wheel. Ideally suited for large vans and boats. Superior in traction and strength, this model is used for large caravans and boats where inclines are greater.

With solid wheel - 9038



Jockey Wheel - 10" Swing Up



400kg max static load capacity
With 3 bolt swivel bracket & handle
250mm metal wheel with solid tyre
Zinc plated
Adjustable height: min: 630mm, Max: 880mm, Extension: 250mm

With solid wheel - 9052

Trail-A-Mate Cover




Protects Trail A Mate Jack Systems From UV Damage and Environmental Hazards
Highest Tear Strength Available - Superior resistance to tearing and overall wear-and-tear
Extremely water repellent yet breathable to allow interior moisture to escape

UV and mildew resistant - excellent quality to extend the life and appearance of your Trail A Mate Jack.

Trail-A-Mate Protective Cover - 9066

Side Winding Swivel Jockey Wheel - 6" Side Winding



Comes with pin locking swivel bracket.
Wheel: 150mm x 50mm
Lift: 225mm
Unit weight: 7.5kg
Static load capacity: 500kg.

Side Winding Swivel Jockey Wheel - 6" Side Winding - 9075

Solid Rubber Wheels



Solid rubber replacement wheel.
6" Solid Rubber Wheel - 9068
8" Solid Rubber Wheel - 9069
10" Solid Rubber Wheel - 9070

Heavy Duty Swivel Plate



Weld-on heavy duty swivel plate. To suit heavy duty range of jockey wheels and stands using heavy duty 60mm OD outer tube.
 Unit Weight: 3.3kg

Heavy Duty Swivel Plate - 9071

Quick Release Adjustable Leg



Weld-on
 Unit Weight: 4.7 - 6.2kg
 Available in four sizes:

- 400 - 520mm - 9080**
- 460 - 640mm - 9081**
- 520 - 660mm - 9082**
- 620 - 800mm - 9083**

Hex Head Handle - Suit Drill



M Series Handle-Hex Head Type suitable for use with a power drill, Length-590mm, Unit Weight of 600 Grams.


Hex Head Handle - Suit Drill - 9085

Hex Head Drill Adaptor



19mm Hex Head Drill Adaptor - 9087

Boat Clamp



For fixing with 75mm U-bolts to suit standard and medium range of Jockey wheels and stands using standard 48mm OD outer tube.
 Unit weight: 1.5kg

Boat Clamp - 9100

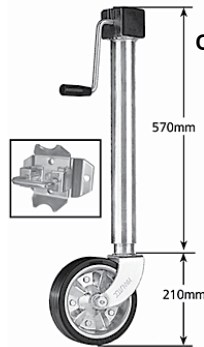
Drop Down Corner Steady



Made from galvanized steel Comes with mounting bracket and fitting Multi-Positional Twin Locking Pin Incorporate Big Foot Designed for easy access from side for van. Available in three sizes. 590mm, 740mm and 840mm.

- 410 - 590mm - 9110**
- 510 - 740mm - 9112**
- 610 - 840mm - 9113**


Heavy Duty Side Winding Swivel Jockey Wheel - 8"



Comes with heavy duty pin locking swivel bracket.
 Wheel: 200mm x 55mm
 Lift: 225mm
 Unit weight: 15.6kg
 Static load capacity: 900kg.

Heavy Duty Side Winding Swivel Jockey Wheel - 8" - 9120

Adjustable Stand



Medium duty adjustable stand (side winding) with loose handle.
 Outer Tube: 60 x 60 x 4mm
 Inner Tube: 50 x 50 x 3mm
 Lift: 350mm
 Unit Weight: 12.2kg
 Static Load Capacity: 1000kg

Height Closed 1050mm
 Height Open 1400mm

Adjustable Stand - 9125

Slotted Head Handle Suit Drill



P Series Handle- Slotted Type suitable for use with a power drill, Length- 570mm, Unit Weight of 500 Grams.

Slotted Head Handle Suit Drill - 9127

Jockey Wheel Handle



Replacement Jockey Wheel Handle Universal Fit-Grub Screw -Suits Most Jockey Wheels and Split Pin also sold separately

Jockey Wheel Handle - 9130
Grub Screw - 9131
Split Pin - 9132

Adjustable Locking Pin Swivel Bracket



For ultimate choice (swivel the jockey wheel or remove it) and adjustment range. Will suit caravans and trailers with very high or low ground clearance.

Adjustable Locking Pin Swivel Bracket - 9135

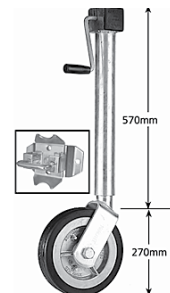
Jockey Wheel Handle



Replacement Jockey Wheel Handle-Universal Fit-Split Pin -Suits Most Jockey Wheels up to 350kg

Jockey Wheel Handle - 9136

Heavy Duty Side Winding Swivel Jockey Wheel - 10"



Comes with heavy duty pin locking swivel bracket.
 Wheel: 250mm x 50mm
 Lift: 225mm Unit weight: 18kg
 Static load capacity: 1250kg.

Heavy Duty Side Winding Swivel Jockey Wheel - 10" - 9140

U Bolts



Jockey Wheel U Bolt fitting. Comes as a pair with washers and bolts

- 50mm - 9152
- 75mm - 9154
- 100mm - 9156

XL Rubber Jockey Wheel Receiver



Suitable for larger 8" & 10" pneumatic or solid jockey wheel tyres.

XL Rubber Jockey Wheel Receiver - 0605

Rubber Jockey Wheel Receiver



Heavy duty rubber jockey wheel receiver.

Rubber Jockey Wheel Receiver - 0606

Adjustable Leg with Wheel



Adjustable leg - weld-on Length: 500mm
Rear: With wheel
Type: Metric thread Hex-head handle fitment Unit Weight: 3.7kg

Adjustable Leg with Wheel - 9200

Adjustable Leg



Adjustable leg - weld-on Length: 500mm
Front: No wheel
Type: Metric thread Hex-head handle fitment Unit Weight: 3.6kg

Adjustable Leg - 9210

Disc Hubs Boxed Kit



Disc hub galvanised with marineseal, LM bearings & cap. 12mm thick roto. Hub Includes, dustcaps, seals and nuts.

- Holden HQ - 9220
- Holden HT - 9222
- Ford - 9224
- Landcruiser - 9226

5/8"

Electric Brake Kits



These 10" x 2&1/4" electric brake kits come complete with mounting flange, brake assembly, and hub drum including wheel studs, nuts, bearings and seals for two wheels.

- LM Bearings - Holden - 9240
- Composite bearings - Holden/Ford - 9245
- Slimline bearings - Ford - 9250

Adjustable Leg



Adjustable leg - weld-on Length 500mm
Front: No wheel
Type: Power thread, slotted type handle fitment Unit weight: 3.4kg

Adjustable Leg - 9255

Slotted Type Crank Handles



P Series Slotted Type Handle - 550mm

- To suit Adjustable Legs Models - ALFP5 / ALRP5 / ALFP6 / ALRP6
- Length - 900mm - 9260
 - Length - 700mm - 9263
 - Length - 550mm - 9265

Disc Hubs



6" Hub, includes, dustcap, seals and nuts.

- Holden HQ - 9270
- Holden HT - 9272
- Ford - 9276
- 7 1/2" Landcruiser - 9278

Electric Brake Assemblies



10" x 2&1/4" brake assemblies with park brake attachment.

- Right hand - Off side - 9280
- Left hand - Near side - 9287

Brake Magnets



Replacement electromagnets for the Kelsey Hayes oval and round brake assembly. Complete with spring and clip.

- Oval (Standard) - 9290
- Off Road Right - 9292
- Off Road Left - 9293

Adjustable Leg



Adjustable leg - weld-on Length: 600mm
Front: No wheel
Type: Metric thread Hex-head handle fitment Unit Weight: 3.8kg

Adjustable Leg - 9300

Hex-head Type Crank Handles



- Length 900mm - 9305
- Length 700mm - 9310

Hydraulic Brake

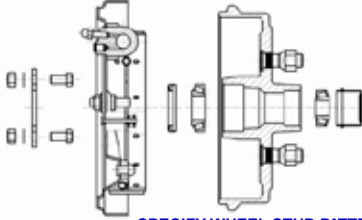


9" x 1 3/4"

Right Hand - Off side - 9315

Left Hand - Near side - 9320

Hydraulic Brake Kit



SPECIFY WHEEL STUD PATTERN

Each 9" x 1 3/4" hydraulic brake kit comes complete with hub drum and includes, wheel studs, nuts, bearings and seals, backing

LM bearings - Holden - 9335

Composite bearings - Holden and Ford - 9340



Trailer Bearings

Kit consist of small and large bearings, water proof seal and split pin.
150mm (6") nylon wheel.

Holden - suits 39mm - 40mm square trailer axle - 9350

Ford slimline - Suits 45mm square trailer axle - 9360

Marine Bearings

Kit consist of small and large bearings, water proof seal and split pin.

Holden - suits 39mm - 40mm square trailer axle - 9402

Ford slimline - Suits 45mm square trailer axle - 9406



Axles



Please specify length when ordering Axles

40mm Square 1000 kg LM - 9370

45mm Round 1200 kg Slimline - 9371

45mm Square 1450 kg Slimline - 9372

45mm Square 1500 kg 1.5 tonne - 9373

45mm Square 1600 kg Parallel - 9374

50mm Round 1450 kg Slimline - 9375

50mm Square 1450 kg Slimline - 9376

50mm Square 1500 kg 1.5 tonne - 9377

50mm Square 1600 kg Parallel - 9378

50mm Square 2000 kg 2.0 tonne - 9379

56mm Round 2000 kg 2.0 tonne - 9380

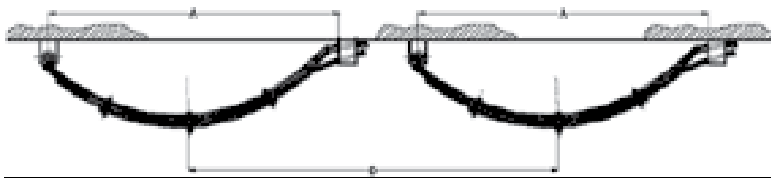
60mm Round (tube) 1400 kg Slimline - 9381

63mm Square 3000 kg 3.0 tonne - 9382

65mm Round 2500 kg 2.0 tonne - 9383

75mm Round 3500 kg 3.0 tonne - 9384

Slippers



Slipper springs - 45mm x 6mm.

3 Leaf - 9450

4 Leaf - 9451

5 Leaf - 9452

6 Leaf - 9453

7 Leaf - 9454

Bearing Buddies



Constant lubricating bearing caps with spring loaded centre mechanism that continually supplies grease to the inner hub And bearings. Includes PVC dust cover.

Sold as pairs

Bearing Buddies - 9433

Bearing Caps



Protect your bearings with this cap. Prevents dust and foreign bodies getting into your bearings Pair.

Bearing Caps - 9436

Jockey Wheel Clamp



Fixed clamp. Bolt on or weld on.

Jockey Wheel Clamp - 9098

3/4" Master Cylinder



Hydraulic. Used on single axle trailers, 3/4 inch Hydraulic Master Cylinders are an integral part of the brake system. 3/4 inch is the bore size.

3/4" Master Cylinder - 9015

3/4" Hand Brake Adjuster - 9016

Low Profile Steel Step



Low profile, steel tread plate. 455mm wide, 60mm fixing frame

Low Profile Steel Step - 9400

Single Treadplate Steel Step



Steel treadplate. 500mm wide with 165mm mounting frame.

Single Treadplate Steel Step - 9410

Double Treadplate Steel Step



Double steel tread plate. 490mm wide

Double Treadplate Steel Step - 9460



Single Aluminium Step

Available in Manual & 12V



Weight: 4.8kg
Capacity: 200kg
Step Width: 540mm
Drop Height: 150mm or 210mm
Rated to 200kg. Easy to open, with spring loaded hinges. Corners are glow in the dark for assistance in darkness



Single - Manual - 9469
Single - 12Volt - 9472



Dual Aluminium Manual LED Step




Along the front on the bottom of the step it has a 12V LED White strip to help keep your footing in the dark of night. The LED light is activated when the step is in the open position.

Load Rating - 150kg
Corrugated anti-slip tread
Convenient LED Strip - 505mm
Steel & Aluminium assembly
Step Width - 576mm
Overall Height when closed - 216mm
Overall Height when opened - 272mm

Manual - 9474
Manual - 9474LED



Single Aluminium Step Manual with LED Strip Light



Sleek light weight design will give your RV a modern look. Its spring loaded hinges make for easy to use operation as well as being sturdy and reliable.

It's spring loaded hinges make for easy to use operation as well as being sturdy and reliable.

Along the underside front of the step it has a 12V LED strip to help keep your footing in the dark of night.



Single Step W/ LED Light - 9469

Omni Ladders

6 Step Single Ladder

Anodised Aluminium
Stainless Steel Fastening
Components
Extremely Light
For Indoor or Outdoor Use
30.5cm wide and 145cm tall
Mounting brackets are
14.5cm deep



6 Step Single Ladder - 9415

5 Step Single Ladder

Anodised Aluminium construction
Stainless Steel Fastening Components.
Extremely Light
Internal use ladder with 5
steps 30cm wide, 175cm tall,
23cm between rungs, 33cm
from the bottom to the first
rung



5 Step Single Ladder - 9425

10 Step Folding Double Ladder

Anodised Aluminium
Stainless Steel Fastening
Components
Extremely Light
For Indoor or Outdoor Use
36cm wide
345cm tall when open and
125cm tall when closed
46cm from the top of the
ladder to top mounting
bracket and 77cm down
to the bottom mounting
bracket



The folding section has a
support arm to keep the
ladder steady against the
vehicle when in use
Unit is 29cm deep when
closed, including the
mounting brackets

10 Step Folding Double Ladder - 9430

3.2m Telescopic Ladder



WITH FINGER PROTECTION

Material - Aluminium
Extension Length - 3.2m
Open Size (mm) - 3200x470x80
Folded Size (mm) - 950x470x80
Step Height (mm) - 300
Weight Rating - 150KG Max
Gross Weight - 9.8KG
Telescopic Ladder - 0106

Top Entry Lockable Jerry Can Holder



Painted black lockable jerry can holder.
Top Load
355mm (w) x 180mm (d) x 477mm (h)

Jerry Can Holder - 9520

Front Entry Jerry Can Holder



Front entry
feature allows
access where top
loading is not
possible. Carries &
secures jerry
cans up to
355mm (w) x
195mm (d) x
510mm (h)



1
Remove padlock
and adjustable strap.
Raise anti-theft bar.



2
Tilt jerry can forwards,
place in base first,
then lean back.



3
Lower anti-theft bar,
lock padlock and secure
adjustable strap.

Front Entry Jerry Can Holder - 9522

Galvanized Jerry Can Holder Weld On



This welded steel bracket
holds a 20 litre jerry can securely.

Galvanized Jerry Can Holder Weld On - 9475

Quick Release Jerry Can Holder - Weld On



The first of its kind
to Australia! Fully
galvanized, the new
quick release jerry
can holder will make
putting in and taking
out your jerry can a
breeze.

Quick Release Jerry Can Holder - Weld On - 9480

Jerry Can Holder - Bolt On



Galvanized
370mm X 180mm X 300mm
Heavy Duty

Jerry Can Holder - Bolt On - 9482

Jerry Can Holder - Lockable



Jerry Can Holder
Chain Lockable

Jerry Can Holder - Lockable - 9484

20 Litre Diesel Jerry Can



Comes with flexible pourer.
20 Ltr Diesel Jerry Can - 0955

Heavy Duty 20 Litre Water Jerry Can



Plastic 20 litre jerry can for water.
20 Ltr Water Jerry Can - 0958

10 Litre Water Jerry Can



10 Ltr Water Jerry Can - 0961

20 Litre Fuel Jerry



Metal 20 litre jerry can.
20 Ltr Fuel Jerry - 9503

Fuel Jerry Cans



5 Litre



10 Litre



20 Litre

Comes with flexible pourer

5 Ltr Fuel Jerry Can - 0951
10 Litre Fuel Jerry Can - 0956
20 Ltr Fuel Jerry Can - 0952

20 Litre Water Jerry Can



Plastic clear 20 litre jerry can for water.

20 Ltr Water Jerry Can - 9506

Cube Water Jerry Cans



Plastic jerry can for water. Available in 15l, 20l and 25l.

15 Litre Water Jerry Can - 9535

Weld On Spare Wheel Mount



Made from 65 x 35 x 3mm RHS steel, this straight version can be welded direct to the caravan A-frame or bumper bar. The retaining disc keeps the spare wheel secure. There is provision for padlocking.

Weld On Spare Wheel Mount - 9515

Bolt on Spare Wheel Mount



The bolt-on spare wheel mount comes complete with 2 U-bolts and nuts to allow temporary fixing to the caravan A-frame. The wheel is held securely on the mount by a retaining disc and can be padlocked to prevent theft.

Bolt on Spare Wheel Mount - 9550

Spare Wheel Carrier - Holden



To suit Holden wheel with H.T. Stud (7/16" Stud) Suits 50mm U-bolt.

Spare Wheel Carrier - Holden - 9552

Spare Wheel Carrier - Ford



To suit Ford Wheel stud (1/2" Stud) Suits 50mm U-bolt.

Spare Wheel Carrier - Ford - 9554

"OzHitch" Off Road Hitch



Tough 3.5 tonne rated Lockable pin for security - bolt on and weld on

"OzHitch" Off Road Hitch - 9600

AL-KO Lockable Coupling 2000kg Fixed 2/3 Bolt Hole Non Braked



AL-KO have incorporated locking technology into the body of the coupling ensuring you never forget or loose a vital part of your protection leaving you vulnerable. Mounting Pattern (hole centres) 2 bolt - 102mm 3 bolt - 111mm x 51mm Bolt Hole Size 13.5mm

Coupling Lockable 750kg Fixed 2/3 Bolt Hole Non Braked - 9601

2 Hole Trailer Coupling

With a quick release mechanism. Two fixing holes. Rated to 1000kg



2 Hole Trailer Coupling - 9602

AL-KO Lockable Coupling 2000kg Override Non Braked



AL-KO have incorporated locking technology into the body of the coupling ensuring you never forget or loose a vital part of your protection leaving you vulnerable.

4 bolt - 184mm x 54mm Bolt Hole Size 3.5mm

Lockable Coupling 2T Override Non Braked - 9604

3 Hole Trailer Coupling



With a quick release mechanism. Three fixing holes. Rated to 1000kg

3 Hole Trailer Coupling - 9605

AL-KO Lockable Coupling 3500kg Fixed 4 Bolt Hole Non Braked



AL-KO have incorporated locking technology into the body of the coupling ensuring you never forget or loose a vital part of your protection leaving you vulnerable. Mounting Pattern (hole centres) 2 bolt - 102mm 3 bolt - 111mm x 51mm Bolt Hole Size 13.5mm Braking System - Over run Hydraulic & Over run Mechanical

Lockable Coupling 3000kg Fixed 4 Bolt Hole Non Braked - 9609

AL-KO 2000kg Override Coupling



AL-KO have incorporated locking technology into the body of the coupling ensuring you never forget or loose a vital part of your protection leaving you vulnerable.

4 bolt - 182.5mm x 55mm Bolt Hole Size 13.5mm

2000kg Coupling - 9610

AL-KO Lockable Coupling 3500kg Fixed 4 Bolt Hole with Park Brake



AL-KO have incorporated locking technology into the body of the coupling ensuring you never forget or loose a vital part of your protection leaving you vulnerable. Mounting Pattern (hole centres) 2 bolt - 102mm 3 bolt - 111mm x 51mm Bolt Hole Size 13.5mm Braking System - Electric & Power assisted Lockable Coupling 3500kg Fixed 4 Bolt Hole with Park Brake - 9611

Poly Block Coupling



“OFF ROAD POLY-BLOCK COUPLING “ Coupling is rated at 2.0T (2000KG) Includes clamp

Poly Block Coupling - 9615

Poly Block Clamp



Poly Block Clamp - 9618

Spare Wheel Holder



Spare Wheel Holder - 9620

RV ELECTRONICS

The Breaksafe Breakaway System has been designed to activate the electric brake system and brake lights on all caravans, travel trailers, trailers, horsefloats and campers in the event of an accidental separation (e.g. Breakaway).

Breaksafe will not only apply the electric brakes and the brake lights of the trailer, but will keep them applied for around 20 minutes, enabling you to secure your trailer when it has come to a stop.



Breaksafe Breakaway System

Breaksafe has its own power supply, which charges via an auxiliary line while driving, or it can be charged externally with a battery charger. It also has a battery condition indicator, allowing you to tell the condition of the battery, with the push of a button.

Each Breaksafe kit comes complete with battery, coil cable breakaway switch and all mounting hardware, as well as full installation instructions.

- Suits caravans, trailers & horse floats
- Suits all electric brakes
- Compact and easy to install
- Enclosed & sealed lead acid battery
- Recharges off car battery
- Manual test circuit
- Battery "on charge" indicator

Breaksafe Breakaway System - 9630

Break-Away Switch with Coiled Cable



Includes Coil Cable and stainless steel quick release clip for easy connection to the tow vehicle.

Break-Away Switch with Coiled Cable - 9635

Break-Away Switch with Cable



The breakaway switch is designed to operate electric brakes for a period of 15 minutes in cases where the trailer has detached for the vehicle when travelling. Includes 4ft of cable.

Breakaway Switch With Cable - 9637

Coiled Breakaway Cable



No more excess cable to be tied up or looped around. Less chance of the cord getting snagged on road debris.

Coiled Breakaway Cable - 9638

RV ELECTRONICS Breaksafe Switch & Coil Cable



The Breaksafe Switch is the component of our Breaksafe system that is responsible for detecting a separation from the towing vehicle and trailer.

Patented coil cable ensures cable is protected and out of the way when not in use and stops unnecessary wear and tear of the cable dragging.

Stainless steel mounting bracket features the stainless steel bracket covering the switch housing. This ensures protection from stones and debris whilst travelling, along with added protection against sun damage.

Breaksafe Switch & Coil Cable - 9635RV

RV ELECTRONICS Breaksafe Coil Cable



FOR BREAKSAFE BREAKAWAY SWITCHES ONLY

Breakaway Coil Cable and stainless-steel quick release clip for easy connection to the tow vehicle. This also makes the connection to the tow vehicle much tidier. No more wrapping the wire up to stop it dragging on the ground. The new Coil Cable stretches to 1.2 metres for connection to the tow vehicle and then compresses back to only 100mm long when disconnected.

The new coil cable comes with the cable, stainless steel quick release clip and pin to suit Breaksafe breakaway switch.

Breaksafe Coil Cable - 9638RV



Tow Pin - DO35 Kit - Std 7/8" - 22mm Shank

The DO35 Tow Pin Kit is perfect for those with a 2nd tow vehicle or those looking to replace an existing DO35 Pin.

Compatible with older versions of DO35

This kit includes;

- Standard DO35 Tow Pin
- Pin Cover
- C-Spanner

Please note this product has a 7/8" - 22mm shaft, please ensure your tow tongue is the correct size to receive this shaft.

DO35 Tow Pin - 9639



DO35 Bi-Lock Assembly



The CRUISEMASTER® Bi-Lock assembly consists of a dummy pin, two keys, a lock and a dust cover.

DO35 Bi-Lock Assembly - 9640



Cruisemaster™ DO35 V3 Plus



WITH HANDBRAKE



NO HANDBRAKE



SIMPLE TO USE LOCKING MECHANISM
 The DO35 features a simple positive locking mechanism. Once locked the Checklock cap is then fitted to keep the dirt out and to show that the coupling is securely attached

Forged steel, high quality polyurethane, laser cut stainless steel and precision casting has been brought together to increase the couplings strength yet also reduce weight. This updated DO35 is over 50% stronger than the outgoing model. These advanced processes have also allowed the elimination of hitch adaptors* allowing you to get on the road with less fuss.

Do35 V3 Plus Coupling With Brake - 9641
Do35 V3 Coupling Plus Without Brake - 9642

