



UV Rechargeable Mosquito Trap

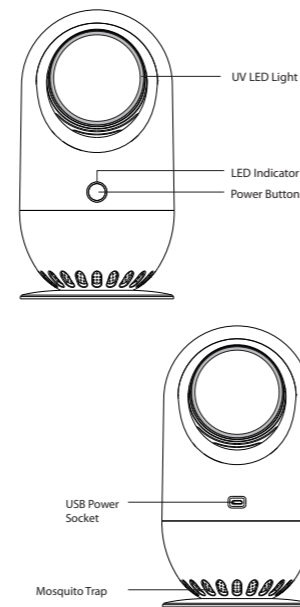


User Manual YS-5539

Box Contents:

- 1 x UV Rechargeable Mosquito Trap
- 1 x USB Charging Cable
- 1 x Mosquito Bait

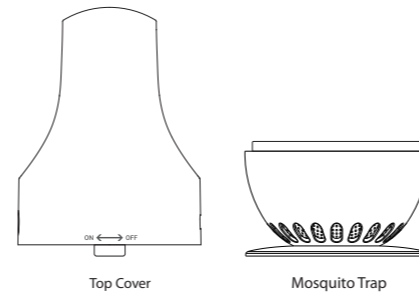
Product Diagram:



Operation:

1. Turn the unit on by pressing the power button; the LED indicator will turn blue.
2. The fan will now start operating and ready to catch mosquitoes.
3. If the unit has a low battery; plug in the USB micro B cable provided to the power socket of the mosquito trap and the opposite end to a USB charging source such as a computer or USB mains adaptor.

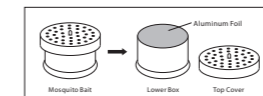
Note: It is suggested to place the mosquito trap away from any fans, air conditioners and strong light sources otherwise it won't be as effective.



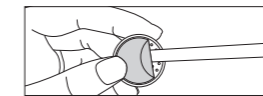
4. To remove the mosquito trap from the top of the unit; rotate the top and bottom pieces as shown above and rotate to the left to pull apart. You can now empty and mosquitoes caught inside; rotate the top and bottom pieces to the right and close tightly.

Mosquito Bait Installation:

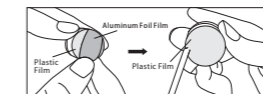
1. Remove the mosquito bait from the plastic bag and remove the top cover.



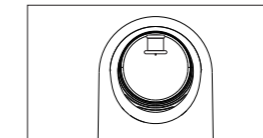
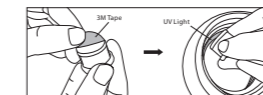
2. Remove the paper from the top cover.



3. Remove the aluminum foil film and plastic film from the top of the lower box. You may need to use a sharp instrument to remove them.



4. Once the film has been removed; place the top cover over the low box and make sure it's on tightly. Remove the 3M tape below the lower box and stick it on the inside of the mosquito trap as shown below:



LED Status Indicator:

- Blue On - Powered On/Battery Full
- Blue Flashing - Charging
- Blue Off - Powered Off

Safety:

1. Do not pull apart the top case of the mosquito trap to avoid damage and injury.
2. Keep the mosquito trap away from high temperatures as it may cause damage to the unit and battery.
3. Do not expose the mosquito trap to water, moisture or liquids for an extended period of time to prevent the unit from damage.

Specifications:

- UV LED: 5W
- UV Wavelength: 365-400nm
- Run Time: 5-6 Hours
- Charge Time: 2-3 Hours
- Battery: 3.7V Li-ion, 2000mAh (18650)
- Power: 5VDC, 1A (Micro B USB)
- Dimensions: 207(H) x 111(Dia)mm

Distributed by:
Electus Distribution Pty. Ltd.
320 Victoria Road, Rydalmere
NSW 2116 Australia
Ph: 1300 738 555
Int'l: +61 2 8832 3200
Fax: 1300 738 500
www.techbrands.com